

Nintendo

GAME BOY COLOR

CGB-BQPE-USA  
INSTRUCTION  
BOOKLET

NICKELODEON

# SpongeBob squarepants

LEGEND OF THE  
LOST SPATULA



THQ

ONLY FOR  
GAME BOY  
COLOR

**WARNING: PLEASE CAREFULLY READ THE CONSUMER INFORMATION AND PRECAUTIONS BOOKLET INCLUDED WITH THIS PRODUCT BEFORE USING YOUR NINTENDO® HARDWARE SYSTEM, GAME PAK OR ACCESSORY. THIS BOOKLET CONTAINS IMPORTANT SAFETY INFORMATION.**



This product has been rated by the Entertainment Software Rating Board. For information about the ESRB rating, or to comment about the appropriateness of the rating, please contact the ESRB at 1-800-771-3772.



THIS OFFICIAL SEAL IS YOUR ASSURANCE THAT NINTENDO HAS APPROVED THE QUALITY OF THIS PRODUCT. ALWAYS LOOK FOR THIS SEAL WHEN BUYING GAMES AND ACCESSORIES TO ENSURE COMPLETE COMPATIBILITY. LICENSED BY SALE FOR USE ONLY WITH OTHER AUTHORIZED PRODUCTS BEARING THE OFFICIAL NINTENDO SEAL OF QUALITY.

**EVERYONE**

Visit [www.esrb.org](http://www.esrb.org) or call **1-800-771-3772** for rating information.

Game and software – © 2001 THQ Inc. Developed by Tiertex Limited. Tiertex Limited and its logo are trademarks and/or registered trademarks of Tiertex Limited. © 2001 Viacom International Inc. All rights reserved. Nickelodeon, SpongeBob SquarePants and all related titles, logos and characters are trademarks of Viacom International Inc. Created by Stephen Hillenburg. THQ and the THQ logo are trademarks and/or registered trademarks of THQ Inc. All rights reserved.

LICENSED BY



NINTENDO, GAME BOY, GAME BOY COLOR AND THE OFFICIAL SEAL ARE TRADEMARKS OF NINTENDO OF AMERICA INC.  
© 1989, 1998 NINTENDO OF AMERICA INC.

**THIS GAME PAK WILL WORK ONLY WITH THE GAME BOY® COLOR VIDEO GAME SYSTEM.**

# TABLE OF CONTENTS

Ahoy Mates! .....	2
Getting Started .....	4
Controls .....	5
Main Menu .....	6
Playing the Game .....	7
Controlling SpongeBob .....	7
SpongeBob's Pants .....	8
The Game Screen .....	9
Safety First Screen .....	10
Pause Menu .....	11
Bonus items .....	12
Characters .....	14
Areas .....	18
Saving and Loading .....	23
Limited Warranty .....	29



# A HOY, MATES!

SpongeBob SquarePants is searching for the Flying Dutchman's Golden Spatula. With the Golden Spatula, SpongeBob will become the greatest Fry cook of all time! Help SpongeBob search for hidden clues, unlock bonus items, avoid Jellyfish and even feed hungry ghosts.

SpongeBob SquarePants in the Legend of the Lost Spatula - you'll laugh so hard, you'll get the bends!





# GETTING STARTED

1. Turn OFF the power switch on your Nintendo® Game Boy® Color. Never insert or remove a Game Pak when the power is on.
2. Insert the Game Pak of SpongeBob SquarePants™: Legend of the Lost Spatula™ into the slot on the Game Boy Color. To lock the Game Pak in place, press firmly.
3. Turn ON the POWER switch. The credit screens will appear. If you don't see them, begin again at step 1.
4. When the title screen appears, press START to proceed to the Main Menu.



# CONTROLS

## Button Command

A Button

B Button

START

SELECT

Control Pad LEFT/RIGHT

Control Pad DOWN

Control Pad UP

## Action

Use item

Confirm menu selection

Jump

Return to previous menu

Pause the game

View the Safety First Screen

Move SpongeBob Left /Right

Crouch

Scroll camera down

Talk to other characters

Scroll camera up

**Note:** Hold the Control Pad UP or DOWN for a few seconds to see above or below SpongeBob.



# MAIN MENU

From the Main Menu, you can begin a new game, continue a previously saved game, or change the game options. Use the Control Pad to highlight an option and press the A Button to select it.

- **New Game** - Begin a quest for the Lost Spatula!
- **Continue** - Use a password to continue where you left off. See page 23 for more information.
- **Options** - Customize the game options. Select an option and press the A Button to confirm.
  - **Music** - Turn the music ON or OFF
  - **Sound Effects** - Toggle the sound effects ON or OFF
  - **Exit** - Exit the Options Menu and return to the Main Menu.





# PLAYING THE GAME


## Controlling SpongeBob

SpongeBob begins the adventure outside his pineapple home in Bikini Bottom. Use the Control Pad LEFT or RIGHT to walk around the area. Press the B Button to jump. You will start with a bubble wand in SpongeBob's Utility Belt - press the A Button to take it out and blow a bubble. The bubbles will stun SpongeBob's enemies - but use the Jellyfishing Net on the Jellyfish!

Hey, cool, all SpongeBob's friends are here! To talk to a character, walk up to him or her and press UP on the Control Pad. Try talking to Gary, the pet snail - meow!

After talking to his friends, SpongeBob should have a good idea of what to do next. Move either Left or Right until SpongeBob reaches the end of the road.

When SpongeBob gets to a street sign a message will appear, telling him where the road goes. Press the A Button to follow the street sign to the next area, or press the B Button to remain in the current area.



in some parts of SpongeBob's world, SpongeBob can find out a great deal of information from talking to other characters. Other areas require SpongeBob to explore, searching treasure chests for bonus items and ultimately the Golden Spatula. When he finds a treasure chest, press UP on the Control Pad to open it and reveal the treasure - like a fresh pair of pants!



## SpongeBob's Pants


SpongeBob begins the game with one pair of pants and underwear. Every time an enemy hits SpongeBob, he will lose a pair of pants. When he is out of pants, SpongeBob must start over again. Try to find extra pairs of pants within the treasure chests. This will help SpongeBob advance to the next area. There is also a special bonus that SpongeBob's boating instructor may be willing to share with him.



## The Game Screen

While playing the game, the main Game Screen displays information about SpongeBob.

- **SpongeBob** - You control SpongeBob SquarePants throughout his adventures.
- **Friend** - Talk to any of SpongeBob's Friends by pressing UP on the Control Pad.
- **Selected item** - This is the item SpongeBob is currently using.
- **Quantity** - The number of gadget uses SpongeBob has available. The Bubble Wand has an unlimited quantity. Some items have an unlimited quantity, appearing as a  $\infty$ .



## Safety First Screen

Press SELECT to pause the game and view vital information for SpongeBob's success.

- **Location** - The name of SpongeBob's current location is displayed.
- **Goals** - View a quick list of tasks SpongeBob needs to accomplish.
- **Options** - The following options are available from the Safety First Screen:
  - **View All Goals** - View a list of every goal needed to complete the adventure.
  - **View Map** - A map of Bikini Bottom and the surrounding areas is displayed. The highlighted area is SpongeBob's current location.
  - **Equip Item** - Use the Control Pad to highlight an item and press the A Button to select it. Some of the items have a limited number of uses, so choose wisely!



## Pause Menu

Press START at any time to pause the game and access the following options:

- **Password** - This is used to save your game. See page 23 for more information.
- **Resume Game** - Return to SpongeBob's adventures.
- **Restart Area** - Start over from the beginning of the area.
- **Quit Game** - Quit the current game and return to the Main Menu.



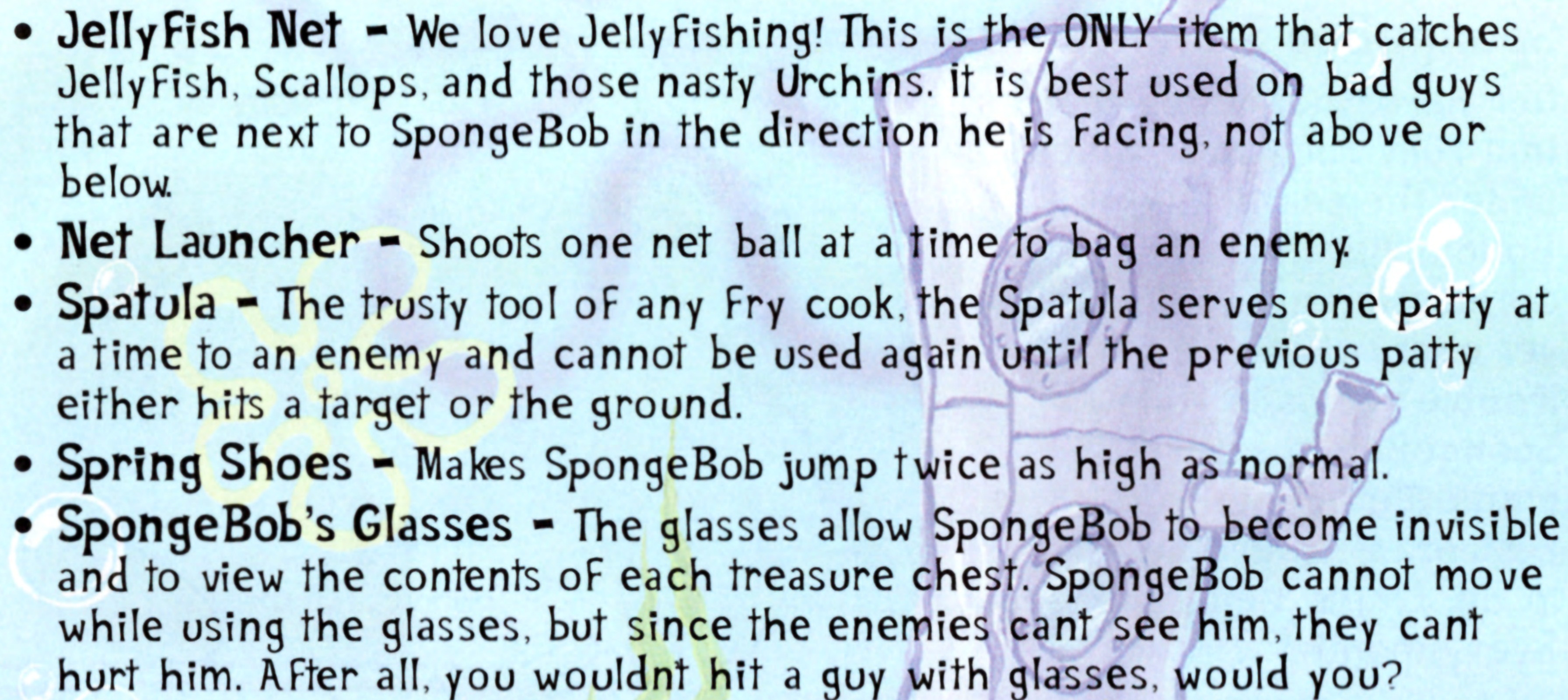
## Bonus Items

At the start of the game, SpongeBob's utility belt contains a JellyFishing Net and a Bubble Wand that allows him to scare away some enemies by blowing bubbles. Throughout his adventures, SpongeBob will find other gadgets and items that will help increase his speed, jumping and attacking abilities.

SpongeBob can only equip one item at a time. Press the A Button to use the item, such as the Bubble Wand. You can see which item SpongeBob has in his pocket by looking at the Game Screen. See page 9 for more information.

To change items quickly, press UP + SELECT, or press SELECT to view the Safety First Screen. See page 10 for more information.

- **Bubble Wand** - SpongeBob's basic tool. Luckily for him, most of his enemies are scared by bubbles! SpongeBob cannot blow another bubble until the first one either pops or hits a target. The bubbles will tend to float towards the surface, so it takes a skilled bubble blower to aim them!

- 
- **Jellyfish Net** - We love Jellyfishing! This is the **ONLY** item that catches Jellyfish, Scallops, and those nasty Urchins. It is best used on bad guys that are next to SpongeBob in the direction he is facing, not above or below.
  - **Net Launcher** - Shoots one net ball at a time to bag an enemy.
  - **Spatula** - The trusty tool of any Fry cook, the Spatula serves one patty at a time to an enemy and cannot be used again until the previous patty either hits a target or the ground.
  - **Spring Shoes** - Makes SpongeBob jump twice as high as normal.
  - **SpongeBob's Glasses** - The glasses allow SpongeBob to become invisible and to view the contents of each treasure chest. SpongeBob cannot move while using the glasses, but since the enemies can't see him, they can't hurt him. After all, you wouldn't hit a guy with glasses, would you?

Plan ahead! Different tools work better in different scenarios and against different enemies. Press **UP** on the Control Pad and **SELECT** to quickly switch tools.

**Note:** Other bonus items can be attained - be sure to check every treasure chest and talk to all of your friends!

# CHARACTERS

## SpongeBob SquarePants

Our hero SpongeBob resides in a fully furnished pineapple under the sea in Bikini Bottom. He's incurably optimistic and well-meaning, yet everywhere he goes, trouble seems to follow. SpongeBob is a dedicated employee of the Krusty Krab restaurant where he aspires to be "Employee of the Month." Every month.





## Patrick Star

SpongeBob's best friend, this dim-witted starfish can usually be found clinging to the underside of a rock. Patrick idolizes SpongeBob, and together they unintentionally wreak havoc on everyone around them.

## Gary

SpongeBob's confidante and pet, Gary is a domesticated snail. He always happens to meow like a cat.



## Squidward Tentacles

Co-worker and neighbor of SpongeBob and a dreadful clarinet player, Squidward is an embittered, aloof octopus. Everyone and everything annoy him. This could stem from the fact that Squidward is two arms short of a full set.



## Sandy Cheeks

She's the only squirrel of her kind - with a penchant for thrill-seeking sports like surfing, karate and weight lifting. One of SpongeBob's best pals, Sandy lives under the sea in an air dome. SpongeBob loves hanging out with her. Unfortunately, being with Sandy usually entails the need for a crash helmet.



## Mr. Krabs

He's the greedy owner of the Krusty Krab and SpongeBob's money-hungry boss. Although Mr. Krabs finds SpongeBob a constant source of aggravation, he genuinely likes him.



## Plankton

He owns Plankton's Chum Bucket, the Krusty Krab's rival, and business isn't good. Could be because he's pretentious and mean, constantly plotting to put Krabs out of business and steal his famous Krabby Patty recipe. Plankton is short and it shows. He suffers from a Napoleon complex. Plankton = Compact Evil.

# AREAS

## SpongeBob's Block

SpongeBob begins the adventure outside his pineapple house. This area also features the homes of his two neighbors, Squidward and Patrick.

**Enemies:** Jellyfish



## Downtown

The Chum Bucket, The Krusty Krab and Barg'n Mart are some of the landmarks in Downtown Bikini Bottom. SpongeBob should be able to find some useful information from the residents here.

**Enemies:** Bubble Bass, Jellyfish

## Outer Town

This is where the other residents of Bikini Bottom live. The Shady Shores rest home and Mrs. Puff's Boating School are located in Outer Town. Also, SpongeBob can visit his favorite heroes, Mermaid man and Barnacle Boy!

**Enemies:** Scallop

## Sandy's Park

Sandy can usually be found working out near her dome - look out for bullies in the park.

**Enemies:** Bubble Bass, Jellyfish, Scallops

## Goo Lagoon

A sandy and rocky area, SpongeBob needs to navigate moving bubble platforms in order to advance.

**Enemies:** Scallops, Beach Bullies

**Mr. Krabs' hint:** Ye should look for the big ANCHOR, there may be some money for me.



## The UnderSea Desert

The edge of this barren landscape includes caves that rise up from the sandy wasteland. Be on the lookout for Hot Sauce Bandito!

**Enemies:** Urchins, Scallops, Beach Bullies, Sea Slugs, Clams

**Boss:** Hot Sauce Bandito

**Mr. Krabs' hint:** Don't ye forget to fill up on Krabby Patties while exploring the desert. They work well with yer spatula!



## The Carnival

Watch out for the water traps and try to jump onto the moving hook platforms.

**Enemies:** Worms, Big Bass, Sea Slugs, Clams

## Jellyfish Fields

An area consisting of green hills and a few rocky formations, Patrick and SpongeBob like to play hide-and-go-seek here. Be careful! it's rumored that a Big Jellyfish is hiding here.

**Enemies:** Urchins, Jellyfish, Bubble Bass, Anemone, Clams

**Boss:** Big Jellyfish

**Mr. Krabs' hint:** Use yer bubble wand and net launcher to bring home the catch of the day!

## Kelpazoic Jungle

SpongeBob must navigate through the kelp on moving platforms.

**Enemies:** Urchins, Worms, Big Bass, Anemone, Clams

**Boss:** Jungle Fish



## Rock Bottom

Watch out for waterspouts, whirlpools, and red-hot lava in Rock Bottom. Various platforms will help SpongeBob complete these areas on his way to the Flying Dutchman!

**Enemies:** Urchins, Clams, Rock Bottom Fish



## Dutchman's Underworld

Little is known about the Dutchman's Underworld. Use extreme caution while looking for the Golden Spatula!

**Enemies:** Unknown

**Mr. Krabs' hint:** Maybe ye should look for the KNOB from the Flying Dutchman...



# SAVING AND LOADING

SpongeBob SquarePants™: Legend of the Lost Spatula™ uses a password system to save and load your progress.

## To save a game:

While playing through the game, press START to pause the game. A ten letter password will be displayed at the top of the screen. Write this down onto a piece of paper for future reference.

## To load a game:


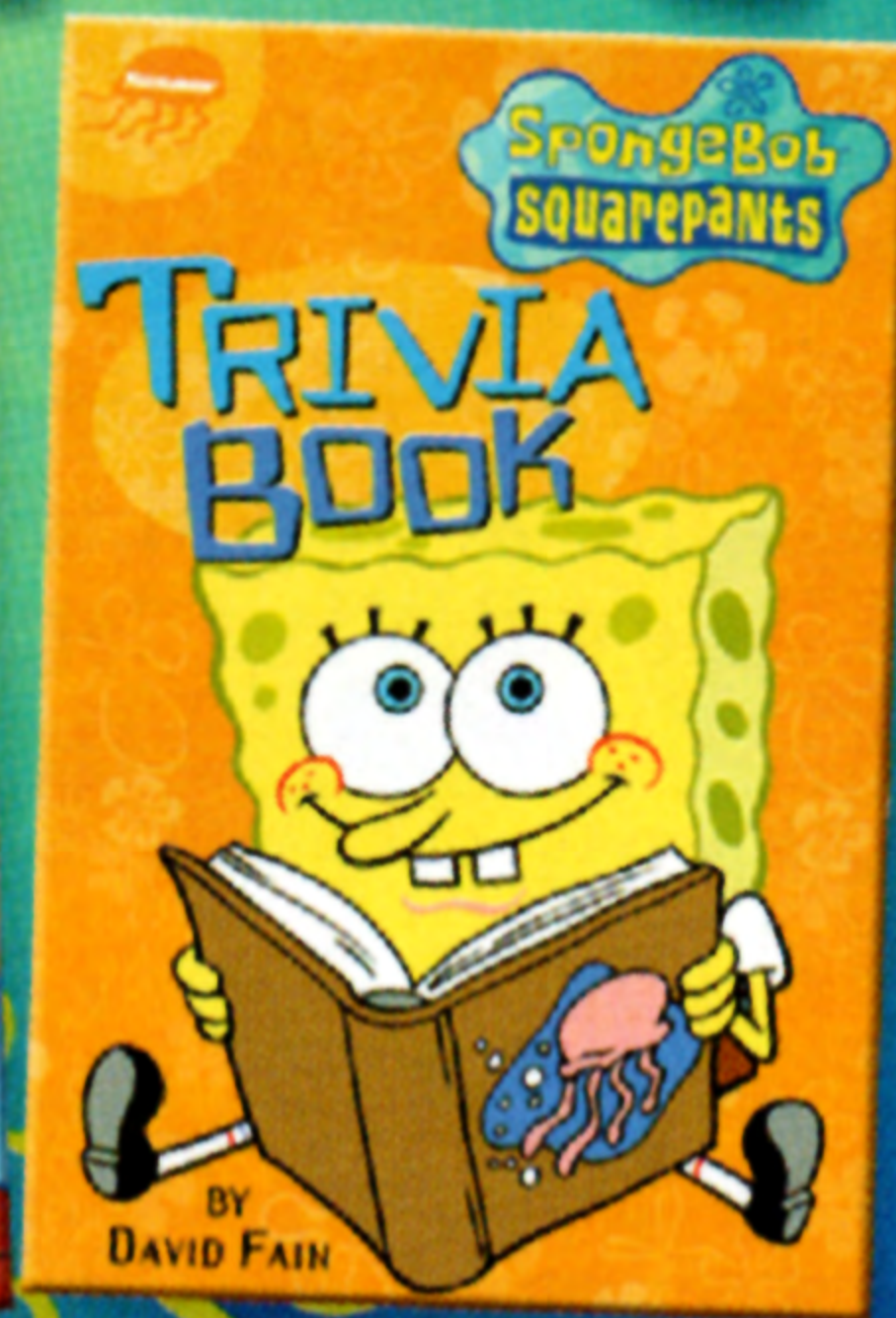
Select CONTINUE From the Main Menu to view the Password Screen. Use the Control Pad to highlight a letter and press the A Button to select it. Highlight DEL and press the A Button to delete the last letter you selected.


When your password is complete, you will automatically advance to your game. If the password is incorrect, you will automatically return to the Main Menu.

# Reeeaaady For reading!

NICKELODEON  
**SpongeBob  
SquarePants**™

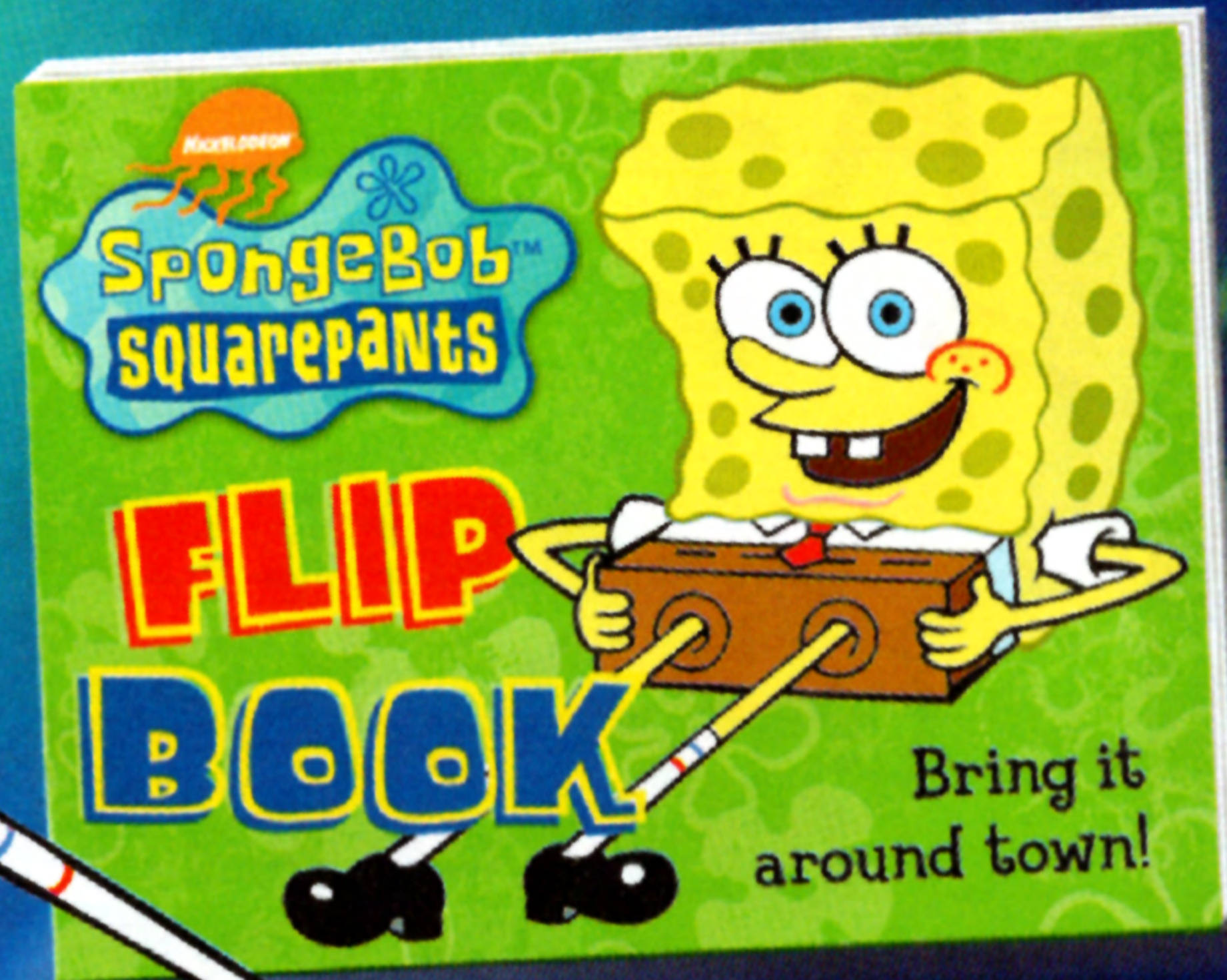
Created by  
*Stephen Hillenburg*



 **Simon Spotlight Books** • Simon & Schuster Children's Publishing • [www.SimonSaysKids.com/spongebob](http://www.SimonSaysKids.com/spongebob)

© 2001 Viacom International Inc. All rights reserved. NICKELODEON, *SpongeBob SquarePants*, and all related titles, logos and characters are trademarks of Viacom International Inc. *SpongeBob SquarePants* created by Stephen Hillenburg as seen on Nickelodeon.


# Flip it around!



COMING SOON FOR



# GAME BOY ADVANCE



**JIMMY  
NEUTRON**  
BOY GENIUS



**SPONGEBOB™**  
**SQUAREPANTS**

©2001 Viacom International Inc. All rights reserved. Nickelodeon, The Wild Thornberrys, Rugrats, Nickelodeon Rocket Power, SpongeBob SquarePants, Jimmy Neutron Boy Genius and all related titles, logos and characters are trademarks of Viacom International Inc. The Wild Thornberrys, Rugrats and Nickelodeon Rocket Power created by Klasky Csupo, Inc. SpongeBob SquarePants created by Stephen Hillenburg. Published by THQ Inc. Game Boy Advance is a trademark of Nintendo. © 2001 Nintendo.

# The Rugrats babies are going to Paris!



Fly around the world with Dil



Slime through Ooey Gooey World



Play carnival games



Save the Princess



EVERYONE  
**E**  
CONTENT RATED BY  
ESRB

**THQ**

NICKELODEON  
MOVIES

KLASKY  
CISUPO INC.

Paramount  
A VIACOM COMPANY

GAME AND SOFTWARE - © 2000 THQ INC. DEVELOPED BY SOFTWARE CREATIONS (NEW CONCEPTS) LIMITED. SOFTWARE CREATIONS AND ITS LOGO ARE TRADEMARKS AND/OR REGISTERED TRADEMARKS OF SOFTWARE CREATIONS LIMITED. "RUGRATS IN PARIS - THE MOVIE"™ VIACOM INTERNATIONAL. © 2000, PARAMOUNT PICTURES AND VIACOM INTERNATIONAL INC. ALL RIGHTS RESERVED. NICKELODEON, RUGRATS AND ALL RELATED CHARACTERS, TITLES AND LOGOS ARE TRADEMARKS OF VIACOM INTERNATIONAL INC. THQ AND THE THQ LOGO ARE TRADEMARKS AND/OR REGISTERED TRADEMARKS OF THQ INC.

# Limited Warranty



## Warranty and Service Information

In the unlikely event of a problem with your product ("Product"), you may only need simple instructions to correct the problem. Please contact the THQ Inc. ("THQ") Customer Service Department at (818) 880-0456 or on the web at <http://www.thq.com> before returning the Product to a retailer. Live Customer Service Representatives are available to help you Monday through Friday 9am to 5pm PST or you can use our automated systems by phone or on the web 24 hours a day, 7 days a week. Please do not send any Product to THQ without contacting us first. Your 5 digit Product Code is 32069. Please use this code to identify your Product when contacting us.

## Limited Warranty

THQ warrants to the best of THQ's ability to the original consumer purchaser of the Product that the medium on which the Product is recorded shall be free from defects in materials and workmanship for a period of ninety (90) days from the original date of purchase. The Product is sold "as is," without express or implied warranty of any kind, and THQ is not responsible for any losses or damages of any kind resulting from use of this Product. If a defect occurs during this ninety (90) day warranty period, THQ will either repair or replace, at THQ's option, the Product free of charge. In the event that the Product is no longer available, THQ may, in its sole discretion, replace the Product with a Product of comparable value. The original purchaser is entitled to this warranty only if the date of purchase is registered at point of sale or the consumer can demonstrate, to THQ's satisfaction, that the product was purchased within the last ninety (90) days.

## To receive warranty service:

Notify the THQ Customer Service Department of the problem requiring warranty service by calling (818) 880-0456 or on the web at <http://www.thq.com>. If the THQ service technician is unable to solve the problem by phone or on the web via e-mail, he will authorize you to return the Product, at your risk of damage, freight and insurance prepaid by you, together with your dated sales slip or similar proof-of-purchase within the ninety (90) day warranty period to:

**THQ Inc.**  
**Customer Service Department**  
**27001 Agoura Road, Suite 270**  
**Calabasas Hills, CA 91301**

THQ is not responsible for unauthorized returns of Product and reserves the right to send such unauthorized returns back to customers.

This warranty shall not be applicable and shall be void if: (a) the defect in the Product has arisen through abuse, unreasonable use, mistreatment or neglect; (b) the Product is used with products not sold or licensed by Nintendo or THQ (including but not limited to, non-licensed game enhancement and copier devices, adapters and power supplies); (c) the Product is used for commercial purposes (including rental); (d) the Product is modified or tampered with; (e) the Product's serial number has been altered, defaced or removed.

## Repairs after Expiration of Warranty

After the ninety (90) day warranty period, defective Product may be replaced in the United States and Canada for US\$15.00. The original purchaser is entitled to the replacement of defective Product for a fee, only if proof of purchase is provided to THQ. Make checks payable to THQ Inc. and return the product along with the original proof of purchase to the address listed above.

## Warranty Limitations

THIS WARRANTY IS IN LIEU OF ALL OTHER WARRANTIES AND REPRESENTATIONS. NO OTHER WARRANTIES OR REPRESENTATIONS OR CLAIMS OF ANY NATURE SHALL BE BINDING ON OR OBLIGATE THQ. ANY APPLICABLE IMPLIED WARRANTIES OR REPRESENTATIONS, INCLUDING WARRANTIES OF MERCHANTABILITY AND FITNESS FOR A PARTICULAR PURPOSE ARE HEREBY LIMITED TO NINETY (90) DAYS FROM THE DATE OF PURCHASE AND ARE SUBJECT TO THE CONDITIONS SET FORTH HEREIN. IN NO EVENT SHALL THQ BE LIABLE FOR CONSEQUENTIAL OR INCIDENTAL DAMAGES RESULTING FROM THE BREACH OF ANY EXPRESS OR IMPLIED WARRANTIES.

The provisions of this warranty are valid in the United States only. Some states do not allow limitations on how long an implied warranty lasts or exclusion of consequential or incidental damages, so the above limitations and exclusions may not apply to you. This warranty gives you specific legal rights, and you may also have other rights, which may vary, from state to state.

## Warning

Copying of this Product or any of its contents or elements is illegal and is prohibited by United States and international copyright laws. Back-up or archival copies of this Product or any of its contents or elements are not authorized and are not necessary to protect your Product. United States and international copyright laws also protect this manual and other printed matter accompanying this Product. Violators will be prosecuted.

**Package and Manual Design: Michael Jacobs, Beeline Group**



www.thq.com

AVAILABLE NOW!



# RP

NICKELODEON®

## ROCKET POWER™



### Gettin' Air

THQ INC.  
27001 AGOURA RD., SUITE 270  
CALABASAS HILLS, CA 91301

Game and software—© 2001 THQ Inc. Developed by Tiertex Limited. Tiertex Limited and its logo are trademarks and/or registered trademarks of Tiertex Limited. © 2001 Viacom International Inc. All rights reserved. Nickelodeon, Nickelodeon Rocket Power and all related titles, logos and characters are trademarks of Viacom International Inc. Created by Klasky Csupo, Inc. Game Boy, Game Boy Color and the Official Seal are trademarks of Nintendo of America Inc. © 1989, 1998 Nintendo of America Inc. All rights reserved. THQ and the THQ logo are trademarks and/or registered trademarks of THQ Inc. All rights reserved.



PRINTED IN JAPAN